

Register for a DICE account

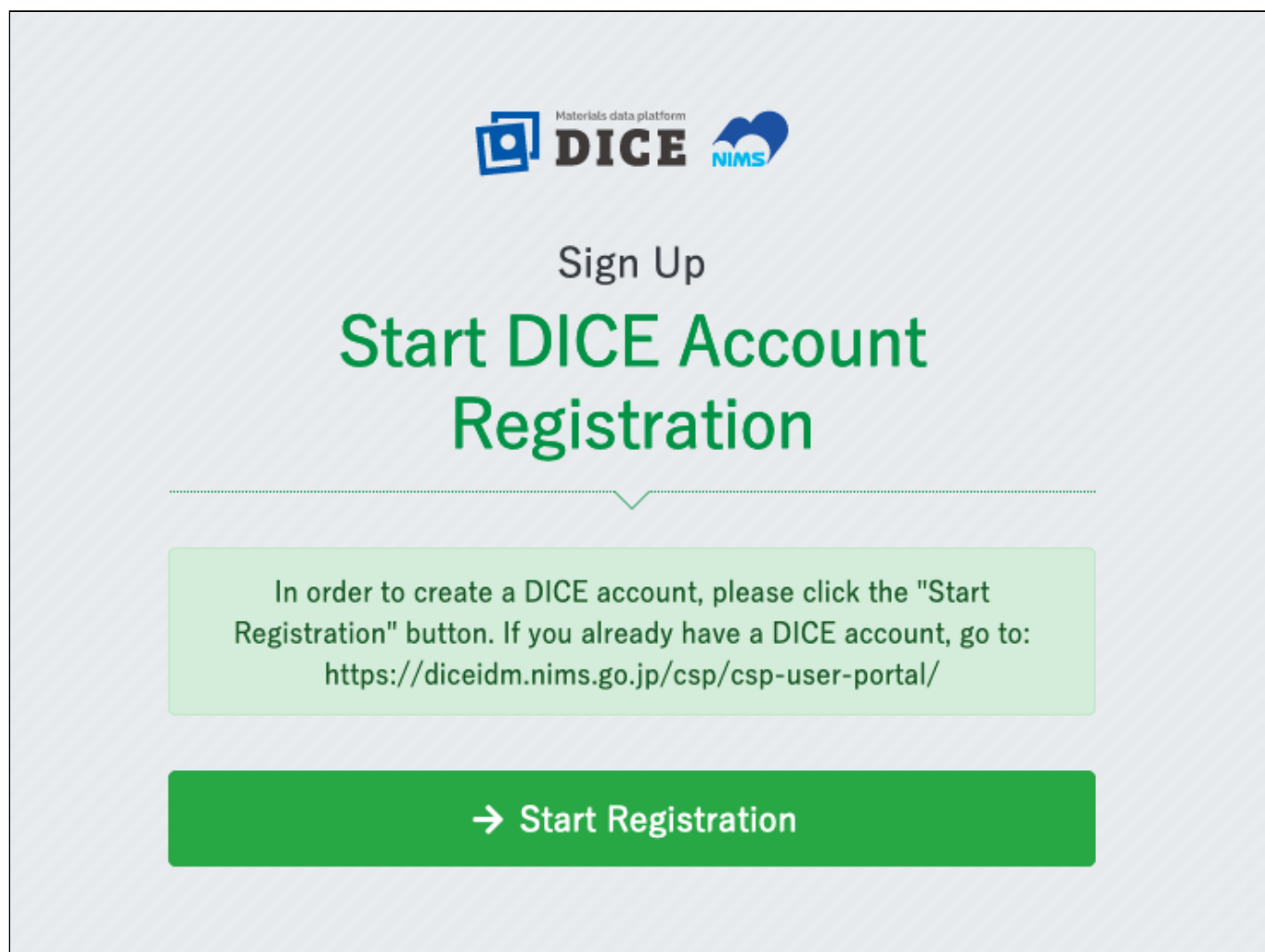
To register for use

To obtain a DICE account, follow the steps below to sign up.

Start Application Screen


Start a web browser and access [Start DICE Account Registration](#).

When the Start Registration screen appears, click [Start Registration].



License Agreement

If you have read and agree to the DICE Account Terms of Use, check "I have read and agree to the Terms of Use" and click [Next].


Sign Up
**Accepting the DICE Account
Terms of Use**

DICE Account Terms of Use

National Institute for Materials Science
Established on January 17, 2023

DICE Account Terms of Use (hereinafter referred to as "Terms") set forth the terms and conditions of use of the account (as defined in Article 1 below; hereinafter referred to as "DICE Account") for using various services under the materials data platform "DICE" that is managed and operated by the National Research and Development Agency National Institute for Materials Science (hereinafter referred to as "Institute").

Registrants (as defined in Article 1 below) of the DICE Account are obligated to comply with these Terms when using the DICE Account, and upon registration as users of the DICE Account, Registrants are deemed to have

I have read and agree to the Terms of Use

[→ Next](#)

- Attention.
 - If you do not check the "I have read and agree to the license agreement," you cannot click [Next].
 - Also, if you do not read the license agreement to the end, you will not be able to check the checkbox.

Email address registration


Enter your e-mail address in the "Email address" and "Confirm Email" fields and click [Send verification code].




Sign Up

Email Address Registration

The e-mail address entered below will be used as your User ID. We recommend that you use your organization's e-mail address. On the next screen, enter the verification code that will be sent to the e-mail address below.

Email address 

Required

Confirm Email 

Required

 Send Verification Code

Verification code

A Verification code will be sent to the e-mail address you entered on the e-mail address registration screen.

Confirm the 6-digit number in the email, enter it in the "Verification Code" field, and click [Next].

The screenshot shows the 'Sign Up Verification code' screen. At the top, there are logos for 'Materials data platform DICE' and 'NIMS'. The main heading is 'Sign Up Verification code'. Below this, a green box contains the instruction: 'Please enter the verification code sent to your email address'. There are two input fields: 'Email address' (with an information icon) and 'Verification code' (with an information icon and a 'Required' label). The 'Verification code' field contains the placeholder text 'Verification code (6 digits)'. At the bottom, there are two buttons: 'Previous' (with a left arrow) and 'Next' (with a right arrow and a person icon).

- Attention.
 - The verification code is valid for 30 minutes after sent.

Enter user information

Fill in the required information and click "Confirm".

The screenshot shows the 'Sign Up Enter user information' screen. At the top, there are logos for 'Materials data platform DICE' and 'NIMS'. The main heading is 'Sign Up Enter user information'. Below this, a grey box contains the instruction: 'Must use 4 types of lowercase letters, uppercase letters, numbers, and symbols, 8 characters or more'. There is one input field labeled 'Password' (with an information icon and a 'Required' label).

Password (Confirmation) Required	<input type="text" value="Confirm Password"/>
Language for mail Required	<input type="text" value="Japanese"/>
Display name Required	<input type="text"/>
Last Name Required	<input type="text"/>
Middle Name	<input type="text"/>
First Name Required	<input type="text"/>
Last Name (Kanji)	<input type="text"/>
First Name(Kanji)	<input type="text"/>
Last Name(Kana)	<input type="text"/>
First Name(Kana)	<input type="text"/>
Country Required	<input type="text" value="Japan"/>
CitizenShip Required	<input type="text" value="Japan"/>
Organization Name	<input type="text"/>
Department Name	<input type="text"/>

✓ Confirm


Item	Description	Character Limit
Password	Enter the password used to log in to this system.	-
Password (confirmation)	Enter the password again.	-

Item	Description	Character Limit
Language for mail	Select the language you wish to use.	-
Display Name	-	200
Last Name	-	64
Middle name	-	64
First Name	-	64
Last Name (Kanji)	-	64
First Name (Kanji)	-	64
Last Name (Kana)	-	64
First Name (Kana)	-	64
Country	The name of your country of residence.	-
CitizenShip	Nationality.	-
Organization Name	Name of your organization. If you are an individual user, you may leave this field blank.	200
Department Name	The name of the department within your organization. If you are an individual user, you may leave this field blank.	200

Confirm information to be registered

Confirm that the information entered is correct and click "Register".

If corrections are needed, click "Mofigy".



Materials data platform

DICE **NIMS**

Sign Up

Confirm information to be registered. Please click the [Register] button and wait

until the screen changes.

User ID 

Language for mail English

Display name Tsukuba taro

Last Name Tsukuba

Middle Name

First Name taro

Last Name (Kanji)

First Name(Kanji)

Last Name(Kana)

First Name(Kana)

Country Japan

CitizenShip Japan

Organization Name

Department Name

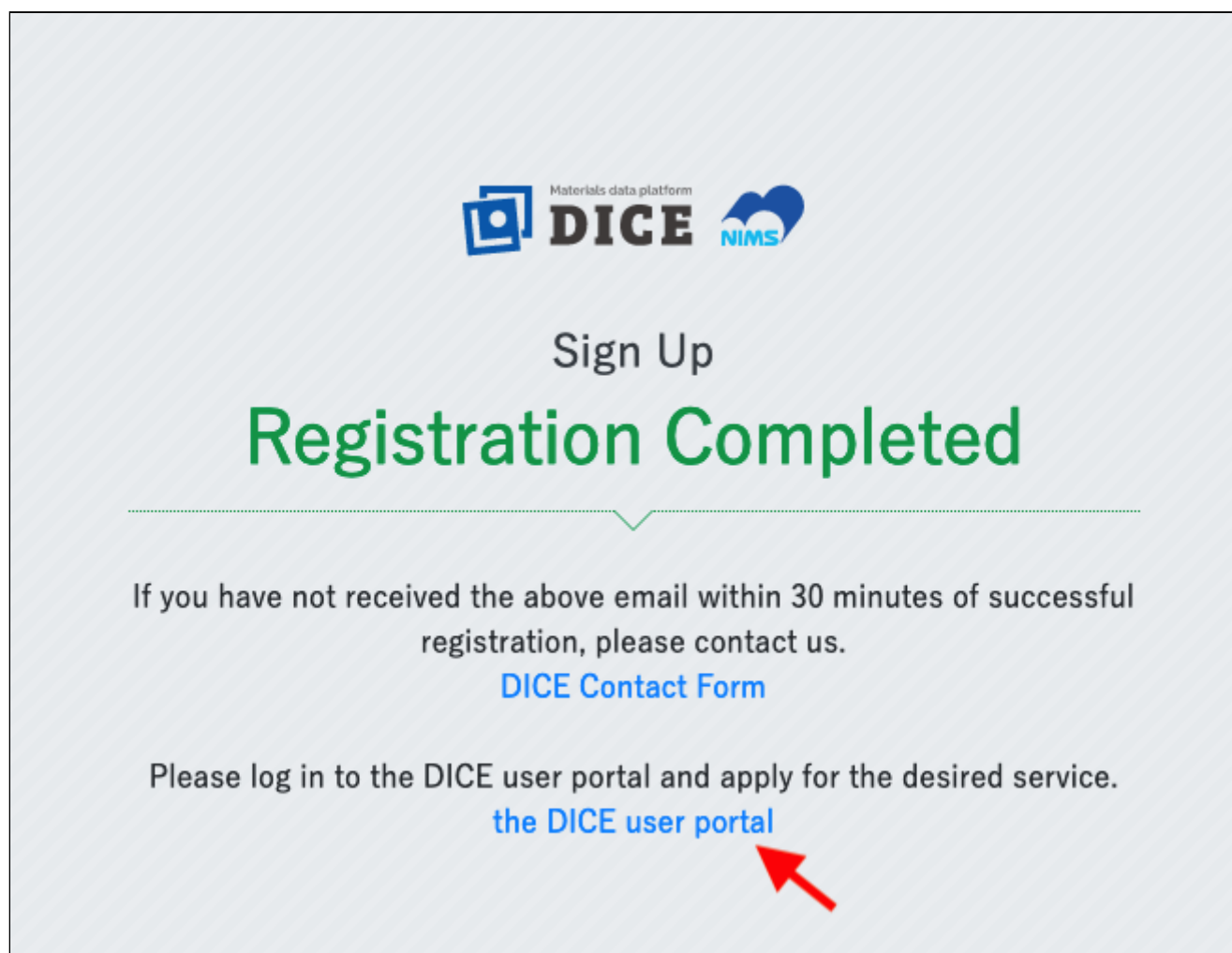
 Modify

 Register

- Tip.
 - Except for User ID, you can change them later.

Registration Completed

Upon successful registration, a user registration completion email will be sent to the registered email address.



To use each service, an application for use is required for each service. Please check the website of each service for details.

DICE User Portal

In the DICE User portal, you can perform the following operations


- Managing and Changing User Registration Information
- Procedure for Termination of DICE Account Usage
- Apply for DICE applications (MatNavi, etc.) * Please use a computer browser. **Smartphones are not supported.**

Access [DICE User Portal](#). If you have not logged in yet, you will be forwarded to the login screen shown below.

Enter the user ID (the email address used during registration) in the "User Name" field and click "Next".

The image shows a login form for the DICE Materials data platform. The form is presented as a white card with rounded corners, centered on a blue background that features a faint ID badge graphic. At the top of the card, the text "Materials data platform" is displayed above the "DICE" logo and the "NIMS" logo. Below the logos is a text input field with a grey label "User Name" and a user icon, containing the text "email". Underneath the input field is a large, light blue button with a white right-pointing arrow and the text "Next". At the bottom of the card, there are two links: "Password forgotten?" and "Inquiry", each preceded by a small circular icon.

Enter the registered password in the "Password" field and click "Next".



Materials data platform
DICE NIMS

 [Redacted]

 Password

[→ Next](#)

[✕ Cancel](#)

[Password forgotten?](#)
[Inquiry](#)

The DICE User Portal is displayed. Select an operation from the tabs.

The screenshot shows the DICE User Portal interface. At the top left, there is a logo for 'Materials data platform DICE NIMS'. At the top right, there is a user profile icon and the name 'Tsukuba taro'. Below the header, the main content area is titled 'DICE User Portal'. Underneath this title, there is a navigation menu with five items: 'Applications', 'Profile', 'Password', 'MFA (OTP)', and 'Unsubscribe'. The main content area is currently empty. At the bottom of the page, there is a footer containing copyright information: '@ 2020 National Institute for Materials Science: DICE is the materials data platform operated by the National Institute for Materials Science. Please visit us regarding our privacy policy, <https://dice.nims.go.jp>, Contact <dice_help@nims.go.jp>.'